



Specification For Approval

Customer: _____
Product: _____
Part No. : YJ-S0805RGB
Ref. No: _____
Date: 2009-09-12

Made by Shenzhen Aglare Lighting Co. Ltd			
Production Dept	Q.C. Dept	Engineering Dept	Marketing Dept
Wen Liu	Fang Yang	Jiang Yang	Fang Wang

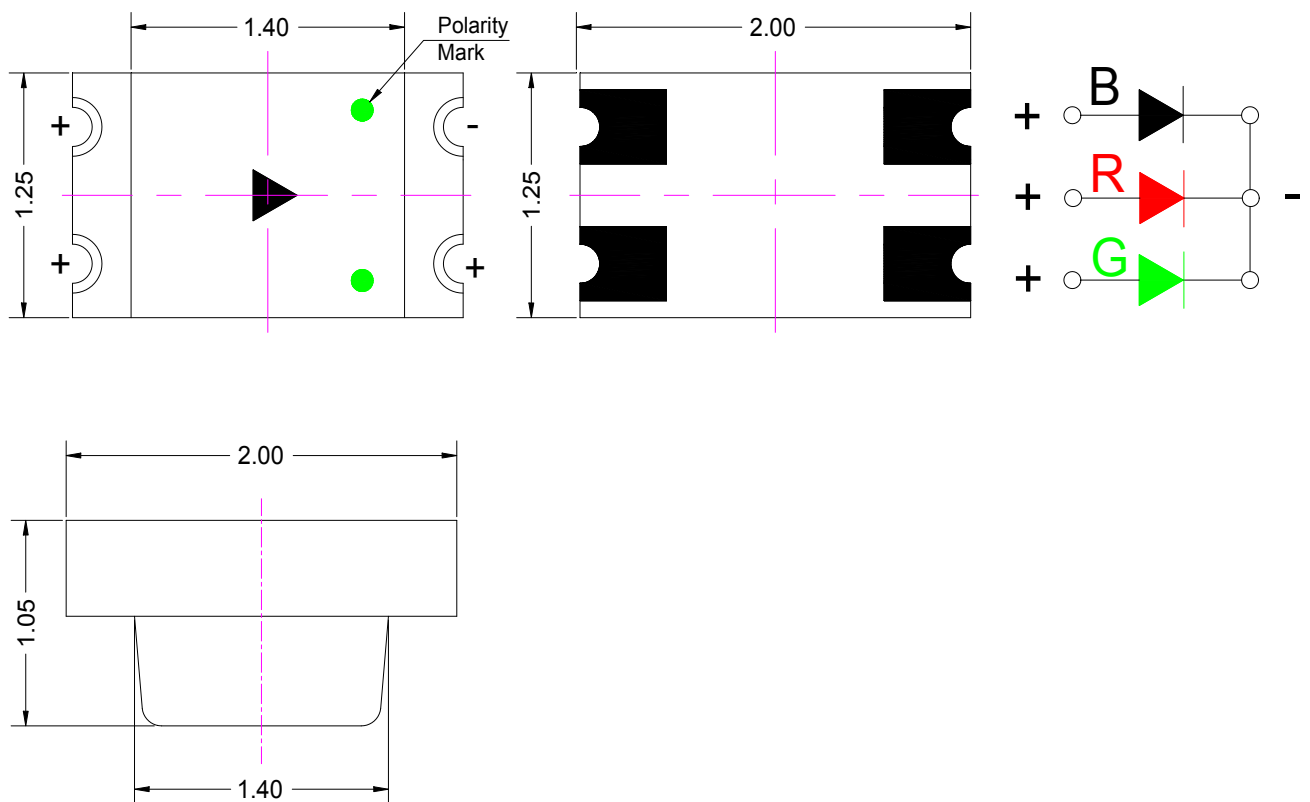
Approved by			
Engineering Dept	Production Dept	Q.C. Dept	Manager



1. P/N: YJ-S0805RGB

2. Package Dimensions (mm)

Tolerance: $\pm 0.25(0.01)$



Unit: mm

Color: RGB

Lens-color: Water clear

Emitting Material: InGaN

Drawing by: volitation

**3. YJ-S0805RGB Characteristic****LIGHT EMITTING DIODE LAMPS****Absolute maximum ratings (Ta=25°C)**

	Symbol	Value	Unit
Forward current	If	30	mA
Reverse voltage	Vr	5	V
Power dissipation	Pd	110	mW
Operating temperature range	Top	-25~+80	°C
Storage temperature range	Tstg	-30~+80	°C
Peak pulsing current (1/8 duty f=1KHz)	Ifp	125	mA

Electro-Optical characteristics (Ta=25°C)

Parameter	Test Condition	Symbol	Value			Unit
			Min	Typ	Max	
Wavelength at peak emission	If=20mA	peak	620	625	630	nm
			515	520	525	
			460	465	470	
Spectral half bandwidth	If=20mA		10			
Forward voltage	If=20mA	Vf	1.8	2.0	2.4	V
			3.0	3.3	3.6	
			3.0	3.3	3.6	
Luminous intensity	If=20mA	Iv	400	550	650	mcd
			800	1100	1300	
			200	250	350	
Viewing angle at 50% IV	If=10mA		--	120	--	Deg



Reverse current	Vr=5V	Ir	--	--	5	μA
Useful life	-	IF=20mA	100000			H

4. Typical electric performance graphs

Typical Electrical/Optical Characteristics Curves
 (Ta=25° Unless Otherwise Noted)

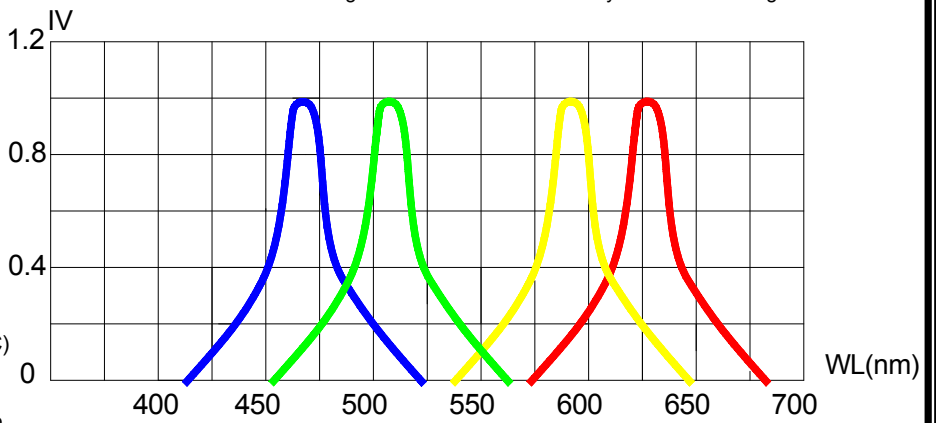
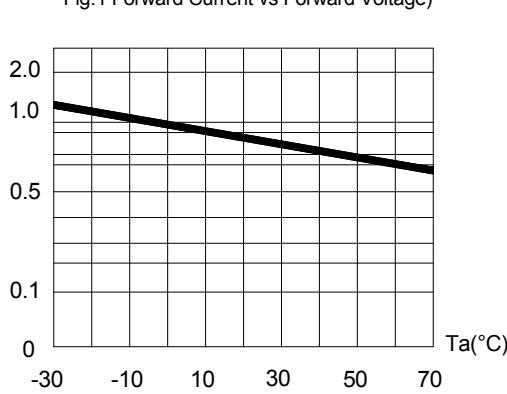
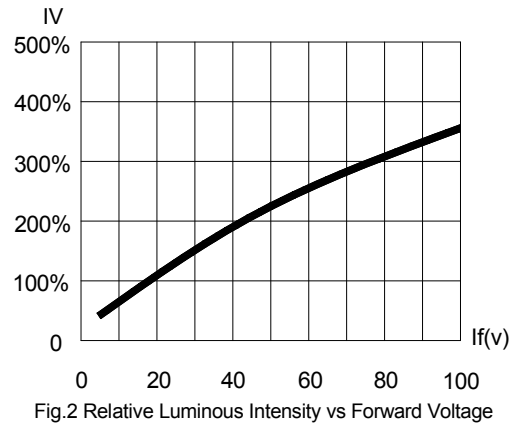
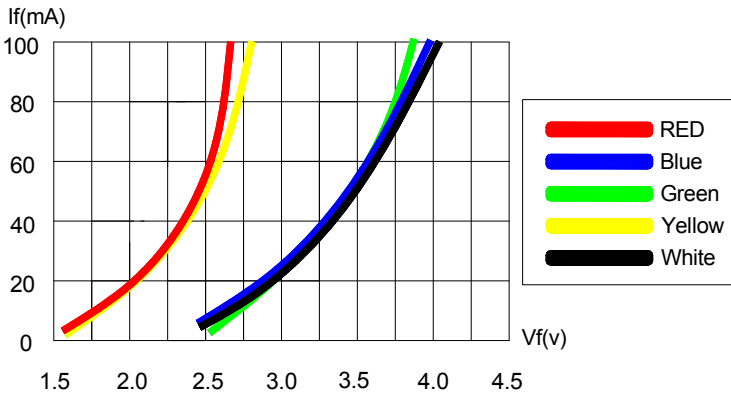


Fig.3 Relative Luminous Intensity vs Ambient Temperature

Fig.4 Relative Luminous Intensity vs Wavelength

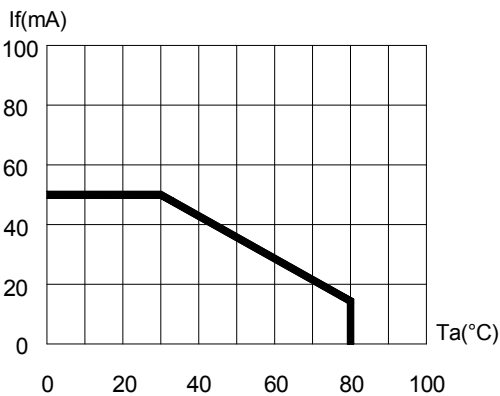


Fig.6 Relative Luminous Intensity vs viewing angle

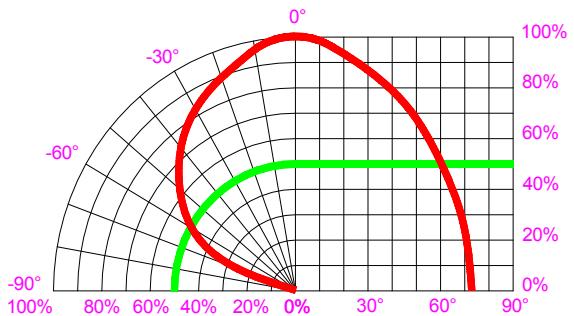


Fig.5 Maximum Forward Current vs Ambient Temperature

Fig.6 Relative Luminous Intensity vs viewing angle



5. Samples test report

No.	Item	Testing conditions	Test cycle	Test samples no.	Ac/Re
1	Tin-plated test	Temp: 260°C±5°C	5 secd.	76 PCS	0/1
2	Back & forth test under high & low temp at intervals	High temp.: +85°C30min to 5min to -55°C30min	50 bout	76 PCS	0/1
3	Heat pounding test	High emp. : +100°C30min To 10sec to -10°C30min	50 bout	76 PCS	0/1
4	High storage temp.	Temperature: 100°C	1000 Hr.	76 PCS	0/1
5	Low storage temp.	-55°C	1000 Hr.	76 PCS	0/1
6	Life span test	VF=1.9V IF=20mA	1000 Hr.	76 PCS	0/1
7	Test under high temp.& high Humidity	85°C/85%RH	1000 Hr.	76 PCS	0/1

6. Points For Attention

(I) SOLDER CONDITIONS

- i Iron Soldering: the Iron (max 30W) end temperature less than 300°C, soldering time≤3 seconds, soldering position is minim 2mm from body.
- ii Dip Soldering: Max temperature is 260°C, time ≤5, the position is minim 2mm from body.

(II) PIN MOULDING METHOD

- i Bracket must be bent only if 2mm from colloid.
- ii Bracket mould must be finished by fixture or professionals.
- iii Bracket mould must be finished before soldering.
- iv Bracket mould should assure the consistent between the pin, the distance gap of leads and the circuit board.

(III)LED ASSEMBLY METHOD

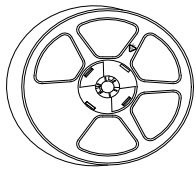
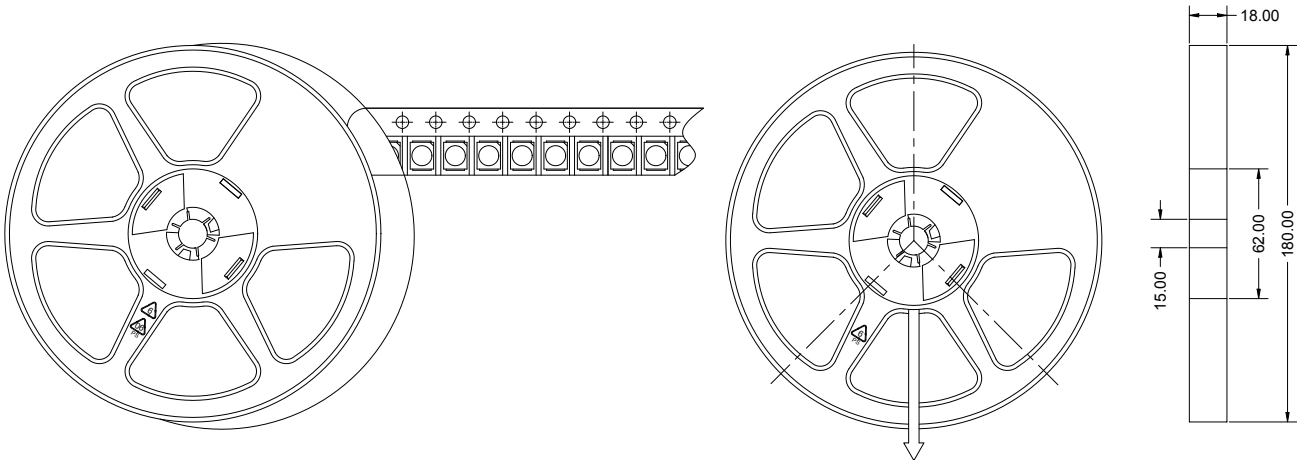
- i. It should be pay attention to the ordering of all the devices in case of wrong polarity. Devices can't be too close to the heat components, working conditions can't surpass the limits.
- ii. It should not assemble LED when the leads are deformed.
- iii. When decide to assemble in holes, accurately account the sizes of holes and holes distance of the line base
- iv. Suggest using guard sheath positioning
- v. It should avoid any kinds of quake or force on LED, before the soldering temperature returns normal.

(IV) CLEANING

It should be very cautious. When clean the body with chemicals. Some chemicals may bring damages to the surface, and bring color fading, such as, Trichloroethylene, Acetone. Should use ethanol to wipe, dip for no more than 3 minutes under the normal temperature.



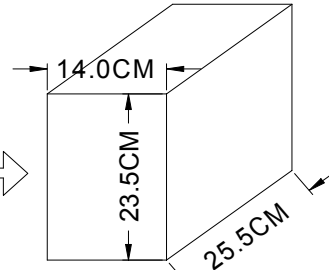
7. Packing Specification



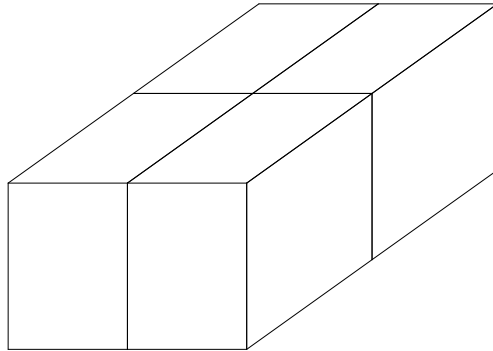
Diameter: 180.0mm
Width: 18mm
SMD0805R 4000pcs/Reel
Anti-Static Shielding
Black Reel



Anti-Static Shielding
1 Reel / Bag (T=0.1mm)



10 Bags / 1 Inner Box
SMD0805R
40,000pcs/Inner Box



4 Inner Boxes/1 Carton
SMD0805R --160,000 PCS / 1 Carton

